


# When overheating

## What is overheating?



The following states are overheating. -  
The water temperature warning light (Refer to P.274) blinks in red, and the output of the engine decreases. -  
Steam rises from the bonnet.

### Method of treatment

1

It pulls up a car.

Make it to turning off when the car is stopped to the place of safety, and the air conditioner is used.

2

Confirm the bonnet.

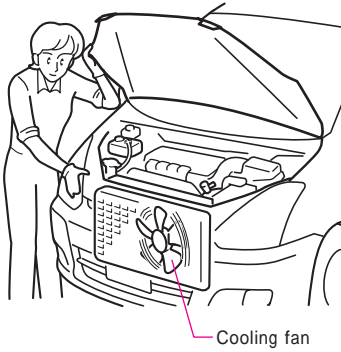
Confirm whether steam has occurred from the bonnet.

- When steam has not occurred from the bonnet

It opens the hood, and it starts up an engine as it is.

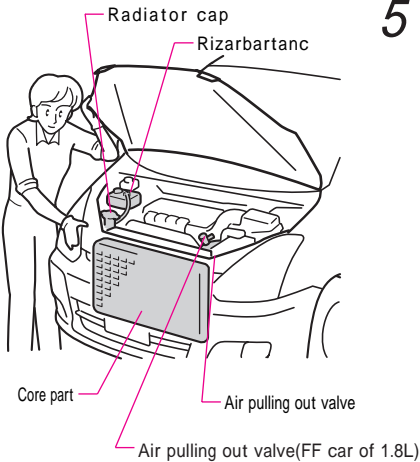
- When steam has occurred from the bonnet

It must open the hood to improve ventilation when the engine is stopped, and steam doesn't occur and the engine must start.



**3** Confirm the cooling fan.  
Confirm the radiator cooling fan is operating. Stop the engine, and contact the Toyota shop when the fan doesn't operate.

**4** Stop the engine.  
Stop the engine when the water temperature warning light is turned off.



**5** Confirm the circulating water flow etc.  
Confirm whether the radiator cap is removed after the engine gets cold, neither the confirmation nor the radiator core part (heat radiation part) of the circulating water flow of the radiator and Rizarbartanc are remarkably dirty nor garbage etc. do not adhere.

- Contents
- Warning
- Basic engine operation
- Driving Handling device
- The Handling indoor equipment
- Good Safety of To theory/vehicle and equipment
- How to attention associate driving car
- Maintenance
- Myriad One(D)
- Index

---

6

Replenish cooling water.

Replenish cooling water with the radiator and Rizarbartanc when the circulating water flow is insufficient. -

Replenish water in the emergency when there is no cooling water.

7

Receive the check in the Toyota shop.

Receive the check ahead of time in the nearest Toyota shop. -

Make the temperature adjustment of air-conditioning maximum heating, and adjust the fan to the amount of maximum style when the water temperature warning light blinks in red again while moving. The rise of the water temperature can be suppressed with cooling water in the heater piping.

## To prevent overheating

Always check whether there are water leakages in the amount and the ground of cooling water.  
The check method "Maintenance note" **R e a d .**



Take care not to do the burn enough.

- Do not open the hood until steam doesn't occur when steam has occurred from the bonnet. Important injury such as the burns might be received because the high temperature in the engine room and it is dangerous. Moreover, there is a part that is the high temperature even when steam has not occurred. Be careful enough when it opens the hood. -
- Do not open the radiator cap air pulling out valve when the radiator and the auxiliary tank are hot. Steam and the hot water spout, important injury such as the burns might be received, and it is dangerous. Open the cap valve slowly wrapping by cutting the cloth after getting cold enough the radiator and the auxiliary tank when you open the cap valve. -
- Do not touch the fan and the belt, etc. , and do not approach when the engine turns. It might cause an unexpected accident by the hand and clothes', etc. being rolled.



Do not put cooling water in when the engine is hot. When suddenly cold cooling water is put in, the engine might be damaged. Put cooling water in slowly after getting cold enough the engine.



# About pulling

## Method of pulling

This pulling hook aims to be pulled, and is not the one to pull another car.

Request it to the Toyota shop or JAF, etc. as much as possible when you pull it. Especially, the breakdown of driving system is thought, and, first, contact the Toyota shop in the following cases before it is pulled. -

The car doesn't move though the engine turns. -

An abnormal sound is heard.

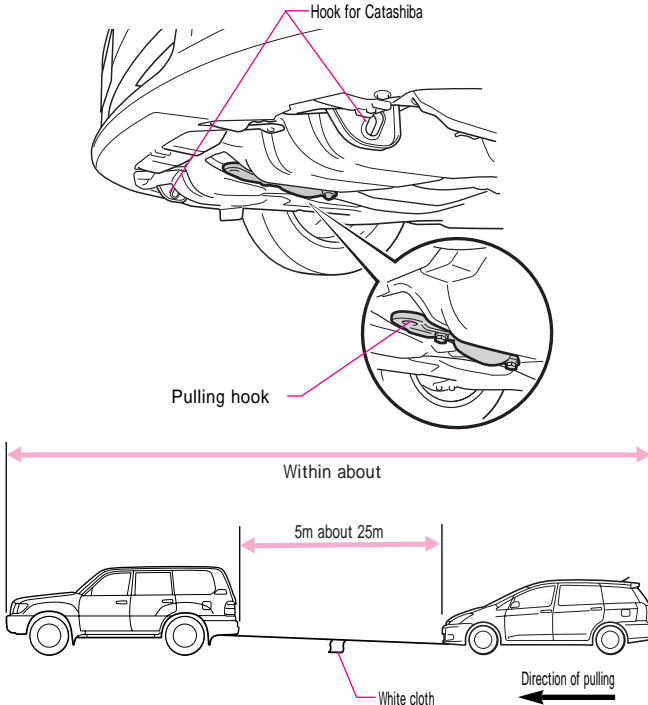
## When pulling it

### 1 Rope it.

Do not damage the body, and rope the pulling hook.

Pull it in the direction of advancement roping the pulling hook.

In the pulling rope, apply the cloth that is white more than 0.3-meter square (0.3m. 0.3m) to the center of the rope.





## 2 It starts up an engine.

The engine must start as much as possible. Make the engine switch ACC or turn on when not engineing starts.

## 3 Start.

The gear-shift 鬆Release and the parking brake.

## 4 The previous car is noted.

Make the pulling rope's not being made slacken, and note the braking light of the previous car.



### Drive the pulled car carefully.

- Drive the pulled car carefully. It might cause an unexpected accident and is dangerous if it doesn't engine starts when driving in usually the same sense because working of the brake worsens, and the steering wheel becomes heavy. -

Do not pull out the engine key, and do not make the engine switch LOCK. It becomes impossible to do the steering wheel control it, is locked the steering wheel when the key has come off, might cause an unexpected accident, and is dangerous. Moreover, the key might come off in case of LOCK. -

Do not drive the pulled car as a big impact joins the pulling hook and the rope like the jack rabbit start etc. The pulling hook and the rope might be damaged. Moreover, the splinter hits a surrounding person etc. in case of emergency, important injury might be given, and it is dangerous.




### Pull it with the tow car when it descends Nagasaka road.

- Pull it with the tow car when it descends Nagasaka road. The brake overheats if it doesn't pull it with the tow car and effective might worsen. -

Pull by four-wheel earth for 4WD car or transport it with four wheels while lifted.

Never do pulling that lifts only the front wheel or the rear wheel. Driving device might cause burning, and the car dash out from Trekkers (truck).

Moreover, lift and transport four wheels when it seems that the drive and the system parts broke down.



- At the pulling speed, pull the pulling distance at about 30 km/h or less within about 80km in the direction of advancement. Influence the transmission harmfully when pulling by exceed this speed and the distance or pulling it in the direction of the junior, it is likely to damage, and lift and transport it with four wheels by vehicle loading car etc. when you exceed this. -

Do not rope the suspension arm etc. when pulling it to another car for the stack escape. The suspension arm etc. might be damaged. -

Do not use the wire rope. The bumper might be damaged. -

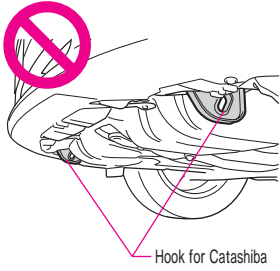
Do not forcibly pull, and request it to the Toyota shop and JAF, etc. when you stack \*. When the rope is pulled to the pulling hook and the suspension parts, etc. putting it, the pulling hook and the suspension parts might be damaged.

- The drive wheel was not able to run idle on mud, sands, and the Miyuki road, etc., and to move being buried and crowding.

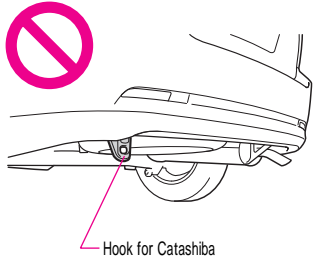
The hook for Catashiba is used to fix when ship Catashiba vehicle is transported. Never use it for pulling. The vehicle might be damaged, and it cause an unexpected accident when using it for pulling. Another car cannot be pulled with this car.



Reception desk



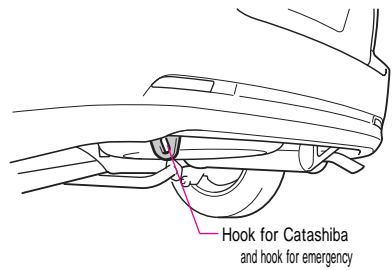
Riya



Knowledge


About the hook (hook for the emergency) for Catashiba of the cold-weather model car

The hook for Catashiba of Riya of the cold-weather model car can be used as a hook for the emergency. The hook for the emergency is the one to use it when dragging it to another car in the emergency not to be able to run by stacking because of the snowdrift etc. Another car cannot be pulled with this car.

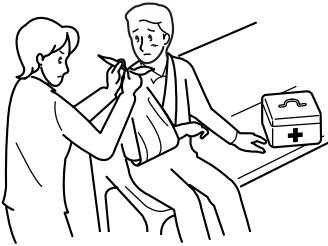


# When the accident happens

Do the following treatment without panicking.



- 1 Prevent the succession accident.  
Move the car to the place of safety that doesn't become other blocks of traffic, and stop the engine.



- 2 Do the emergency allowance when there is an injured person.  
A possible emergency allowance is done until the doctor and the ambulance, etc. arrive.  
In this case, move it to the place of safety when there is worry of the following accident though it is made not to move by untouched posture when the head includes the wound etc.



- 3 Report to the police.
- 4 Take opponent's confirmation and memo (name, address, and telephone number).
- 5 Contact bought shop and insurance company.

# ***MEMO***

---

- Contents
-  Warning
- Basic  
services, operation
- Driving  
Handling  
device
- The  
Handling indoor  
equipment
- ...ood. Safety  
of  
To  
theory/automobile  
and  
equipment
- How  
to attention  
associate driving,  
car
- Warranty
- Myriad  
One(D  
n/c
- Index

# ***MEMO***

---